

Teacher Growth Score Data and Trends Module

[Insight.ade.arkansas.gov](https://insight.ade.arkansas.gov)





Merit Pay

Merit Incentive Fund Program

Data in the Teacher Growth Score Data and Trends module is used to determine certain eligibility requirements for Merit Pay.

Click here to log in.

Log in

State of Arkansas

Excel

PDF



- Overview
- Enrollment
- Demographics
- Instructional Options
- Attendance Rates
- Gifted and Talented
- Graduates / Completers
- Graduation Rate
- Letter Grades
- Waivers
- Co-ops
- Counties
- Districts
- Charter Districts

LEA Overview

State of Arkansas (AR)

State Summary

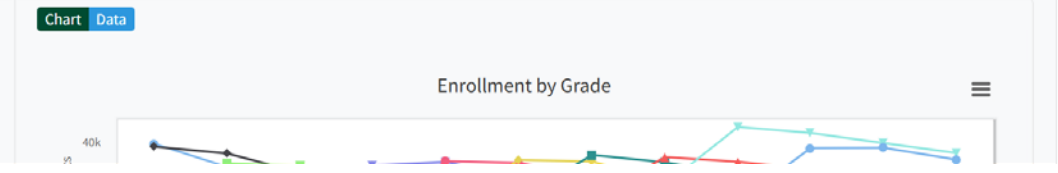
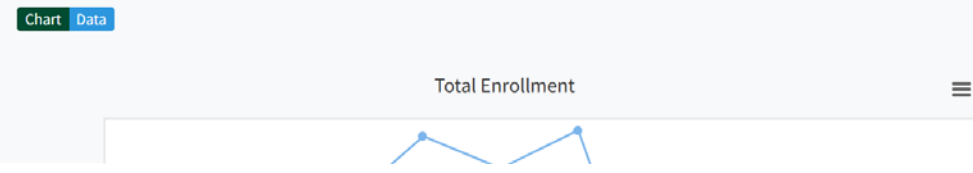
Educational Co-ops 15

Districts 263
Regular Districts 237
Open Enrollment Charter School Districts 26

Schools 1,060

Students 474,337
K-12 Student Enrollment 474,337
% Students qualifying for Free and Reduced Lunches 59.74%

Enrollment



Website: Insight.ade.Arkansas.gov





LEA INSIGHTS

Enter your State SSO/Active Directory user name and password.

User name

Password

Log In

LEA Insights is supported with latest version of Microsoft Edge, Google Chrome, Mozilla Firefox browsers.

ADE Users

Please enter your username in the form of **ade\jdoe**

District and Co-Op Users

Please enter your State Active Directory credentials (e.g. **8080jdoe**). The e-mail address associated with your State Active Directory account must be registered as one of the following in SIS LEA Profile for your district or co-op:

- Superintendent (Coordinator Code='U')
- Assistant Superintendent (Coordinator Code='X')
- SIS eSchoolPlus Coordinator (Coordinator Code='S')
- SIS eFinancePlus Coordinator (Coordinator Code='F')
- Technology Coordinator (Coordinator Code='T')
- Testing Coordinator (Coordinator Code='C')
- CTE Coordinator (Coordinator Code='Z')
- Transportation Director/Bus Inspector (Coordinator Code='B')
- Facilities / Maintenance Director (Coordinator Code='0' (Zero))

School Users

The e-mail address associated with your State Active Directory account must be registered as a Principal (Coordinator Code='P') in the SIS LEA Profile for your district.



Granting access to other users



Post Log-On, click on Admin tab → Grant Access



[Home](#) [Calendar](#) [Newsroom](#) [Arkansas K-12 Profile](#) [Find Us](#)

[LEA Insights](#) [Human Capital](#) [CTE](#) [Core](#) [Academics](#) [Financial](#) [Surveys](#) [Facilities & Bus](#) [Admin](#)

Overview

LEA Overview

Grant Access

Once logged in, superintendents can grant access to other users using the Admin icon.

[Granting Access Guidance Document](#)

Please note that you are giving access to confidential information on teachers and students and privacy protections apply.


Sharlee Crowson

State of Arkansas

Select your school here.

Excel

PDF




- Overview
- Enrollment
- Demographics
- Instructional Options
- Attendance Rates
- Gifted and Talented
- Graduates / Completers
- Graduation Rate
- Letter Grades
- Waivers
- Co-ops
- Counties


LEA Overview

State of Arkansas (AR)

Excel PDF

State Summary

 Educational Co-ops **15**

 Schools **1,060**

 Districts **263**
Regular Districts 237
Open Enrollment Charter School Districts 26

 Students **474,337**
K-12 Student Enrollment 474,337
% Students qualifying for Free and Reduced Lunches 59.74%

Enrollment



Teacher Growth Score Data and Trends module



Human Capital tab

The Teacher Growth Score Data & Trends module is found under the Human Capital tab.

A screenshot of the LEA Insights web application interface. The top navigation bar is dark red and contains the following items: "LEA Insights" logo, "Human Capital" (selected), "CTE", "Core", and "Academics". A dropdown menu is open under "Human Capital", listing several options: "Overview", "Paraprofessionals Qualification System", "Public Educators", "Expiring Licenses", "License Types and Exceptions", "National Board-Certified Teachers", "Teacher Growth Score Data & Trends" (highlighted in blue), "Employee Leave", "Staff Data Integrity", "Attrition", "Employee Lookup", "Shortage Report", and "Ethics Violations". On the left side of the interface, a vertical sidebar menu lists various data categories: "Overview", "Enrollment", "Demographics", "Instructional Options", "Attendance Rates", "Gifted and Talented", "Graduates / Completion", "Graduation Rate", "Letter Grades", "Waivers", and "Co-ops". The main content area on the right shows a partial view of the "Overview of Arkansas" page, with a blue bar at the bottom of the page labeled "Enrollment".

What is in the module?



Teacher Growth Score Data and Trends

Fiscal Year

2025

Subject


Composite

Composite

ELA

Math

Science



Data on current teachers
(2024-2025 Cycle 2)



Data at the composite level
(averaged across subjects) as well
as broken down by subject.

What is in the module?



Teacher Growth Score Data and Trends

Filter

Fiscal Year
2025

Subject
Composite

Teacher Growth Score Data and Trends

Teacher Growth Score Data and Trends Module



State of Arkansas (AR)

A teacher growth score of 80 means, on average, students rostered to that teacher are meeting expected growth. A growth score higher than 80 means that teacher's students are growing more than expected on average, and a growth score below 80 means that teacher's students are growing less than expected on average. Student growth scores show us if a student learned as much as we expected them to learn in a year. Student growth scores are calculated by DESE using students' prior assessment score history. Measuring students' growth reinforces the idea that all students can learn and can demonstrate learning regardless of where they are on the achievement continuum. Visit the Classroom Value-Added Growth module under the Academics tab to learn more about the growth scores of individual students rostered to each teacher

Teacher Last Name:

Teacher First Name:

Teacher Role:

Top Quartile for Growth:

Choose a subject.

Teacher Role:

- All
- All
- Primary
- Secondary
- Contributor

Filter by last name, first name, teacher role and/or **top quartile for growth in ELA or Math**

Top Quartile for Growth

- All
- All
- Yes
- No



What is in the module?

Teacher Growth Score Data and Trends

- Three years of teacher growth scores (2022, 2023, 2024)
 - Identify trends over time
 - Understand the data behind the 3yr average
- Student Weighted 3-Year Average Growth Score
 - 3-Year Average is used for the merit incentive category, “Demonstrate outstanding growth in student performance.”
 - A composite 3-Year Average of 80 or higher is one way to demonstrate a positive impact on student growth for merit incentives



What is in the module?

Teacher Growth Score Data and Trends

- Growth Data Based on Teacher Role
 - Only for 2024 when Roster Verification System allowed for **secondary** teacher of record and **contributor**.
 - A teacher with multiple roles will typically have a different growth score for each role.
- Top Quartile flag for **ELA and Math**
 - A.C.A § 6-17-431 and A.C.A § 6-17-429 reference **assigning students who have not met readiness standards to a teacher with a three-year growth score in the top quartile for ELA or Math**. Refer to the Rules Governing Math Intervention and the Right to Read Rules for more information.



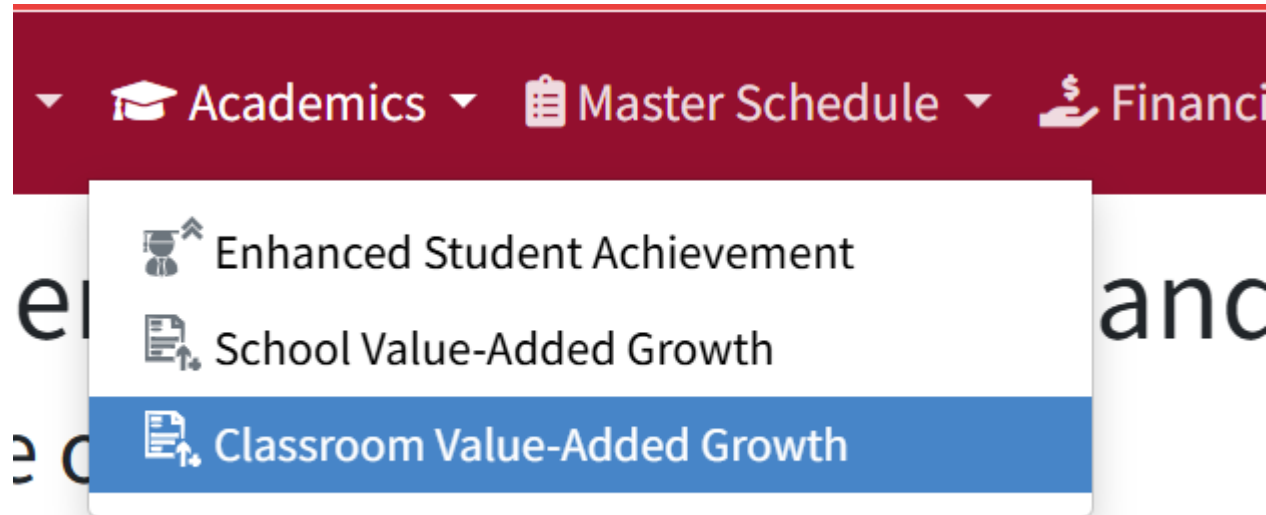
What is a Teacher Growth Score?

- A teacher growth score of 80 means, on average, students rostered to that teacher are meeting expected growth.
- A growth score higher than 80 means that teacher's students are growing more than expected on average, and a growth score below 80 means that teacher's students are growing less than expected on average.
- Teachers must have at least **10 non-highly mobile students in the same tested subject** to receive a growth score.
- Student growth scores show us if a student learned as much as we expected them to learn in a year. Student growth scores are calculated by DESE using students' prior assessment score history.
- Measuring students' growth reinforces the idea that all students can learn and can demonstrate learning regardless of where they are on the achievement continuum.



Academics tab

Visit the Classroom Value-Added Growth module under the Academics tab to learn more about the growth scores of individual students rostered to each teacher.



Note- The Classroom VA Growth module:

- Contains highly mobile students
- Will show teachers who may have less than 10 students in the same tested subject
- Disaggregates by grade level

growth score of 90 means, on average, students rostered to that t



Training Opportunities!

DESE Office of Educator Effectiveness and Licensure will host a webinar where participants can gain a better understanding of the data within the Teacher Growth Score Data and Trends module.

Tuesday, April 8, 2025

9:00am-10:00am

Or

2:00pm-3:00pm

Zoom Link: <https://us06web.zoom.us/j/9775174314>

Need Help?



Contact info

**Sharlee Crowson, Ed.S. | Educator Workforce
Data Manager**

Division of Elementary and Secondary
Education

Office of Educator Effectiveness and Licensure
Sharlee.Crowson@ade.Arkansas.gov

Office: 501-682-6349

Cell: 501-519-6185

**Andy Sullivan | Director of Educator
Performance**

Division of Elementary and Secondary
Education

Office of Educator Effectiveness and Licensure
Andy.Sullivan@ade.Arkansas.gov

Office: 501-682-2155

Cell: 501-743-6253